



PRECIOSA

## The Art of Light

RESIDENTIAL  
LIGHTING  
FIXTURES

NEW 2005/I.





PRECIOSA



## **Dear Friends,**

*For the first time this year, we are introducing a range of new types of our lighting fixtures at the Euroluce Fair 2005 in Milan.*

*As we want our customers to feel relaxed in their homes, we concentrate on designing our lighting fixtures in connection with trends in furnishing interiors. We are well aware that a lighting fixture as an interior object does not only fulfill a utility function, but, being mainly a visual element, it creates, together with other interior furnishings, the style and atmosphere of the room where it is used. The design of the lighting fixtures you will find in our catalog is based on this important fact.*

*Our collection "Quattro Elementi" is an illustrative example of the above-mentioned principle showing that the combination of colored glass and attractive shapes of perfectly worked components makes up the character of the lighting fixture. Each fixture from this collection has its own "philosophy" markedly influencing the appearance of the interior where it is placed.*

*Non-classical light sources used in hand shaped glass lighting fixtures represent another new trend we want to introduce to our customers. The "Universe" collection unites an original, timeless design and hand shaped parts of beautiful colored glass with modern light sources - spotlights. These make the variability in lighting possible, thus constantly affecting the changes to the ambience of the interior.*

*Original conception of the entire apartment affects its furnishings, with an original lighting fixture playing an important role in each of the rooms. We believe that you will find our new collections attractive enough to select a lighting fixture that will become a unique part of your interior.*

*Best Regards,*



*Radan Haiblík*

*VP Sales and Marketing*

*Preciosa - Lustry, a.s.*





## ■ Amazonia

The beauties of the greatest diversity of flora and fauna on Earth that can only be seen in the Amazon basin will evoke the same feelings as at the sight of the original set of lighting fixtures named after the world's mightiest river. Colored components, unique shapes and an immaculate finish are the qualities common to both the Amazonia lighting fixture and the wildlife of the eighth wonder of the world - the Amazon river area.

## ■ Messenger

The story of this lighting fixture unfolded when the "They are just landing..." lighting project was designed for the arrivals hall of the Singapore airport. The fixture conjures up an image of a messenger descending from the outer space to the Earth. The main feature of its elegant design is austere but distinct glass and metal parts.

## ■ Anillo

One of the basic features of the ring that gave its name to the modern chandelier family Anillo is its ability to unify. Individual elements are harmoniously combined to form a visually faultless whole unique in both design and perfectly worked detail.

## ■ Noire

The creative approach to compiling the chandelier family named Noire has much in common with a composer writing notes. The musical notation comprised of quarter notes does not lack dynamics and in combination with an appropriate interior can create an original composition that will become a unique decorative element of your homes.

## ■ Dance

Playfulness, motion and a zest for life are the dominant features of the Dance chandelier family. Colored parts with pure shapes lend the lighting fixture the proper freshness and enrich it just as unrestrained dynamic creations form a dance.

## ■ Evolution

This group of lighting fixtures is the synonym of permanent development and growth. They are the selection of pure lines, their dynamics and balanced forms. They are objects flying through time like light.

## ■ Revolution

This group of lighting fixtures is the synonym of life pulsing in colors and shapes. The dynamics of motion was stopped at the peak of its tension and expressed in a fine line. Conflict of colors in miraculous nature. They are the floating objects of life's light.

## ■ Volcano

The untamed volcanic activity, one of the numerous wonders of nature, is beyond human comprehension. It was exactly this natural phenomenon that gave an impetus to create the first lines of the Volcano chandelier family.

## ■ Ophelia

Ophelia's white dress sharply contrasting with Hamlet's black costume has always created the impression of innocence. Our lighting fixture evokes the same feeling, lending your interior an atmosphere of contentment, purity and tenderness.

## ■ Dulcinea

The passion with which Don Quixote fought windmills for Dulcinea is expressed in these fixtures of unusual style, purity and beauty.

## ■ Carmen

A lighting fixture inspired by the radiant atmosphere of Bizet's opera. Like music, this Carmen of glass beams expresses passion and tenderness. Its effect is very decorative and it features originality in harmonizing the components and simple grace.

## ■ Aleta

The inspiration drawn from the submarine world attended the birth of the story of the Aleta chandelier family. The combination of crystal and fine glass elements in the color of the depths of the ocean intensifies the feeling of peace and tranquility reigning beneath the surface of world oceans.

## ■ Universe

The mysterious beauty of the universe with the secrets that will never be revealed ... all this is hidden in the flawless glass the Universe family is made of. Variability in the positioning of light flux corresponds to the steadily changing source of light in the cosmos, which constantly renews itself with stars originating and dying.

## ■ Luciano

A name that implies the gift of light (la luce - light in Italian) was given to a fixture of classical balance with contemporary decorative elements that yet multiply the lighting effect. The name also carries musical resonance. It reminds us of the outstanding tenor Luciano Pavarotti and is getting on well with the most sophisticated interiors.

## ■ Lolita

The combination of crystal-clean innocence and carmine, passionate temptation has a female name, Lolita. The structure of the fixture arms resembles arms raised sideways in a dynamic dancing gesture.

## ■ Belcanto

The name of a vocal style, beautiful, ornamental and extending like a dome. Here, it is a name of a lighting fixture featuring a combination of harmonic classical charm and indiscriminate ornamental style of signing coloratura.

## ■ Argonaut

Jason and his shipmates on the Argos, those who participated in an expedition to seek the Golden Fleece to Colchis. This story of a famous quest that attained its goal became a true gem of Greek mythology and entered modern history as well. Upon their return home, the heroes of the quest promised to one another that they would meet every four years to test their strength and prowess in a mutual competition. That was the origin of the later Olympic games. The Argonaut Family stands out with robust elegance and strength. Its color is reminiscent of the color of the southern sea in which the Argonauts were sailing.

## ■ Ginger and Fred

Ginger and Fred, the characters in the exciting film directed by Federico Fellini, come back, irrespective of their age, into the decayed world of showbusiness with honest intentions, enthusiasm and energies. It is this energetic innovative approach that creates, in combination with classical materials, an impression of rhythmic dance movements you can see in the chandelier families named after this famous couple.

## ■ Vision

A look towards the future was the inspiration for the Vision chandelier family. Crystal rods, as constituent elements, form the present, and variable positioning of these effects the future appearance of the lighting fixture just as the events of the present create our future.

## ■ Lluvia

Raindrops, lit up by the play of light and shade, can create unbelievable patterns. Light, seemingly tamed by rain, acquires, through the specific design of the Lluvia lighting fixtures, a new dimension whose application in interiors is directly proportional to your imagination.



# Amazonia



	Art. Number	Metal Finish	Color of Glass	Trimmings	Dimensions (cm)	Dimensions (in)	Wattage
1	PD 5305/00/008	Chromium	Cry + Amber + Li Gre	No trim	∅ 60 ↑45+L	∅ 24 ↑18+L	8x 20 W





2

	Art. Number	Metal Finish	Color of Glass	Trimmings	Dimensions (cm)	Dimensions (in)	Wattage
2	PD 5305/00/012	Chromium	Cry + Amber + Li Gre	No trim	∅ 85 ↑65+L	∅ 33 ↑26+L	12x 20 W

# Messenger I



3



	Art. Number	Metal Finish	Color of Glass	Trimmings	Dimensions (cm)	Dimensions (in)	Wattage
3	PD 5393/01/006	Chromium	Crystal	No trim	∅ 85 ↑55+L	∅ 33 ↑22+L	6x 20 W

# Messenger II



4



	Art. Number	Metal Finish	Color of Glass	Trimmings	Dimensions (cm)	Dimensions (in)	Wattage
4	PD 5393/02/008	Chromium	Crystal	No trim	Ø 110 ↑65+L	Ø 43 ↑26+L	8x 20 W

# Anillo



5



	Art. Number	Metal Finish	Color of Glass	Trimmings	Dimensions (cm)	Dimensions (in)	Wattage
5	PD 5303/00/012	Chromium	Cry + DG Seagreen, Ylw	No trim	∅ 85 ↑43+L	∅ 33 ↑17+L	12x 20 W

# Anillo



6



	Art. Number	Metal Finish	Color of Glass	Trimming	Dimensions (cm)	Dimensions (in)	Wattage
6	PD 5303/00/009	Chromium	Cry + DG Seagreen, Ylw	No trim	∅ 65 ↑ 40+L	∅ 26 ↑ 16+L	9x 20 W

Noire



7

	Art. Number	Metal Finish	Color of Glass	Trimmings	Dimensions (cm)	Dimensions (in)	Wattage
7	PD 5304/00/008	Chromium	Cry + DG Colors	No trim	∅ 93 ↑40+L	∅ 37 ↑16+L	8x 20 W

Noire



8

	Art. Number	Metal Finish	Color of Glass	Trimmings	Dimensions (cm)	Dimensions (in)	Wattage
8	PD 5304/00/006	Chromium	Cry + DG Colors	No trim	∅ 73 ↑40+L	∅ 29 ↑16+L	6x 20 W

# Noire



9

	Art. Number	Metal Finish	Color of Glass	Trimings	Dimensions (cm)	Dimensions (in)	Wattage
9	PD 5304/00/004	Chromium	Cry + DG Colors	No trim	∅ 42 ↑40+L	∅ 17 ↑16+L	4x 20 W



# Dance



10



11



	Art. Number	Metal Finish	Color of Glass	Trimmings	Dimensions (cm)	Dimensions (in)	Wattage
10	AD 5018/00/006	Chromium	Cry + DG Colors	No trim	∅ 75 ↑65	∅ 30 ↑26	6x 20 W
11	WD 5018/00/002	Chromium	Cry + DG Colors	No trim	↔ 32 ↑39 ↗22	↔ 13 ↑15 ↗9	2x 20 W

# Evolution III



12



	Art. Number	Metal Finish	Color of Glass	Trimmings	Dimensions (cm)	Dimensions (in)	Wattage
12	AD 5010/02/008	Nickel Plated	Cry + DG Ghostwhite	No trim	∅ 70 ↑53	∅ 28 ↑21	8x 20 W

Evolution II

Evolution I



13



14



	Art. Number	Metal Finish	Color of Glass	Trimmings	Dimensions (cm)	Dimensions (in)	Wattage
13	AD 5010/01/008	Nickel Plated	Cry + DG Ghostwhite	No trim	∅ 46 ↑53	∅ 18 ↑21	8x 20 W
14	AD 5010/00/008	Nickel Plated	Cry + DG Ghostwhite	No trim	∅ 33 ↑53	∅ 13 ↑21	8x 20 W

# Revolution I

# Revolution II



15



16



	Art. Number	Metal Finish	Color of Glass	Trimmings	Dimensions (cm)	Dimensions (in)	Wattage
15	AD 5010/00/008	Nickel Plated	Spring Gre +DG Orange	No trim	∅ 33 ↑53	∅ 13 ↑21	8x 20 W
16	AD 5010/01/008	Nickel Plated	Spring Gre +DG Orange	No trim	∅ 46 ↑53	∅ 18 ↑21	8x 20 W



17

	Art. Number	Metal Finish	Color of Glass	Trimming	Dimensions (cm)	Dimensions (in)	Wattage
17	AD 5010/02/008	Nickel Plated	Spring Gre +DG Orange	No trim	∅ 70 ↑53	∅ 28 ↑21	8x 20 W

# Volcano



18

	Art. Number	Metal Finish	Color of Glass	Trimmings	Dimensions (cm)	Dimensions (in)	Wattage
18	AD 5368/00/007	Chromium	Cry +Crm +DG Crimson	No trim	∅ 90 ↑48	∅ 35 ↑19	6x 40 W+1x 25 W

# Ophelia



19



20



	Art. Number	Metal Finish	Color of Glass	Trimmings	Dimensions (cm)	Dimensions (in)	Wattage
19	AD 5265/01/006	Chromium	Crystal	Traditional	∅ 71 ↑ 66	∅ 28 ↑ 26	6x 40 W
20	WS 5265/01/002	Chromium	Crystal	Traditional	↔ 38 ↑ 43 ↗ 24	↔ 15 ↑ 17 ↗ 9	2x 40 W

# Dulcinea I



21



22

	Art. Number	Metal Finish	Color of Glass	Trimmings	Dimensions (cm)	Dimensions (in)	Wattage
21	AD 5265/01/006	Chromium	Cry + Sky Blue	Traditional	∅ 71 ↑66	∅ 28 ↑26	6x 40 W
22	WS 5265/01/002	Chromium	Cry + Sky Blue	Traditional	↔ 38 ↑43 ↗24	↔ 15 ↑17 ↗9	2x 40 W



# Carmen I



23



24

	Art. Number	Metal Finish	Color of Glass	Trimmings	Dimensions (cm)	Dimensions (in)	Wattage
23	AD 5267/01/006	Chromium	Cry + Crm	No trim	∅ 70 ↑75	∅ 28 ↑30	6x 40 W
24	WD 5267/01/002	Chromium	Cry + Crm	No trim	↔ 36 ↑37 ↗24	↔ 14 ↑15 ↗9	2x 40 W

# Aleta



25



26



	Art. Number	Metal Finish	Color of Glass	Trimmings	Dimensions (cm)	Dimensions (in)	Wattage
25	AD 5363/00/006	Chromium	Cry + Blue Cob	No trim	∅ 76 ↑62	∅ 30 ↑24	6x 40 W
26	WD 5363/00/002	Chromium	Cry + Blue Cob	No trim	↔ 40 ↑35 ↗22	↔ 16 ↑14 ↗9	2x 40 W



# Universe



27

	Art. Number	Metal Finish	Color of Glass	Trimmings	Dimensions (cm)	Dimensions (in)	Wattage
27	PD 5306/00/004	Chromium	Blue Cobalt	No trim	∅ 50 ↑ 70	∅ 20 ↑ 28	4x 40 W



28

	Art. Number	Metal Finish	Color of Glass	Trimmings	Dimensions (cm)	Dimensions (in)	Wattage
28	AD 5306/00/009	Chromium	Blue Cobalt	No trim	∅ 100 ↑70	∅ 39 ↑28	8x 40 W+1x 20 W

Luciano

Lolita

Belcanto

Argonaut



29



30



31



32


	Art. Number	Metal Finish	Color of Glass	Trimmings	Dimensions (cm)	Dimensions (in)	Wattage
29	TD 5270/11/001	Chromium	Cry + Amber	No trim	Ø 18 ↑49	Ø 7 ↑19	1x 60 W
30	TD 5270/13/001	Chromium	Crm + Cry	No trim	Ø 18 ↑49	Ø 7 ↑19	1x 60 W
31	TD 5270/10/001	Chromium	Cry + Colors	No trim	Ø 18 ↑49	Ø 7 ↑19	1x 60 W
32	TD 5270/12/001	Chromium	Blue Cob + Cry	No trim	Ø 18 ↑49	Ø 7 ↑19	1x 60 W

Lolita

Belcanto

Argonaut

Luciano



33



34



35



36

	Art. Number	Metal Finish	Color of Glass	Trimmings	Dimensions (cm)	Dimensions (in)	Wattage
33	TD 5270/03/001	Chromium	Opal Frost+Crm+Cry	No trim	Ø 18 ↑49	Ø 7 ↑19	1x 60 W
34	TD 5270/00/001	Chromium	Opal Frost+Cry+Colors	No trim	Ø 18 ↑49	Ø 7 ↑19	1x 60 W
35	TD 5270/02/001	Chromium	Opal Frost+Blue Cob+Cry	No trim	Ø 18 ↑49	Ø 7 ↑19	1x 60 W
36	TD 5270/01/001	Chromium	Opal Frost+Amber+Cry	No trim	Ø 18 ↑49	Ø 7 ↑19	1x 60 W

# Fred



37



38



	Art. Number	Metal Finish	Color of Glass	Trimmings	Dimensions (cm)	Dimensions (in)	Wattage
<b>37</b>	PD 5252/00/001	Chromium	Cry Frost + Cry + DG Colors	No trim	∅ 27 ↑50	∅ 11 ↑20	1x 40 W
<b>38</b>	WD 5252/00/001	Chromium	Cry Frost + Cry + DG Colors	No trim	↔22 ↑42 ↗11	↔9 ↑17 ↘4	1x 40 W



# Ginger



39



40

	Art. Number	Metal Finish	Color of Glass	Trimmings	Dimensions (cm)	Dimensions (in)	Wattage
39	PD 5253/00/001	Chromium	Cry Frost + Cry + DG Colors	No trim	∅ 27 ↑56	∅ 11 ↑22	1x 40 W
40	WD 5253/00/001	Chromium	Cry Frost + Cry + DG Colors	No trim	↔22 ↑42 ↗11	↔9 ↑17 ↗4	1x 40 W

# Vision



41



	Art. Number	Metal Finish	Color of Glass	Trimmings	Dimensions (cm)	Dimensions (in)	Wattage
41	PD 5405/00/006	Chromium	Cry + DG Colors	No trim	Ø 43 ↑75	Ø 17 ↑30	6x 20 W




42



43

	Art. Number	Metal Finish	Color of Glass	Trimmings	Dimensions (cm)	Dimensions (in)	Wattage
42	WD 5405/00/002	Chromium	Cry + DG Colors	No trim	↔ 34 ↑ 43 ↗ 24	↔ 13 ↑ 17 ↗ 9	2x 20 W
43	TD 5405/00/003	Chromium	Cry + DG Colors	No trim	∅ 34 ↑ 58	∅ 13 ↑ 23	3x 20 W

# Lluvia II



44

	Art. Number	Metal Finish	Color of Glass	Trimmings	Dimensions (cm)	Dimensions (in)	Wattage
44	PD 5409/01/001	BAL Chromium	No Glass Parts	Traditional	Ø 18 ↑31+L	Ø 7 ↑12+L	1x 40 W



45




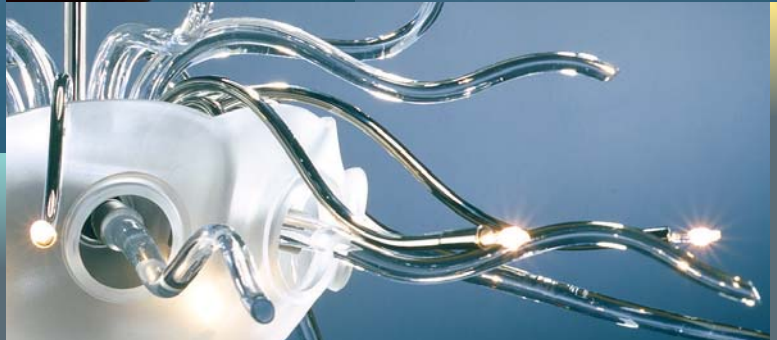
47



46

	Art. Number	Metal Finish	Color of Glass	Trimmings	Dimensions (cm)	Dimensions (in)	Wattage
45	PD 5409/00/001	BAL Chromium	No Glass Parts	Traditional	∅ 18 ↑31+L	∅ 7 ↑12+L	1x 40 W
46	TD 5409/00/001	BAL Chromium	No Glass Parts	Traditional	∅ 15 ↑47	∅ 6 ↑19	1x 40 W
47	WD 5409/00/001	BAL Chromium	No Glass Parts	Traditional	↔ 15 ↑37 ↗22	↔ 6 ↑15 ↗9	1x 40 W





## Quatro Elementi

The most powerful of the powerful - water, fire, air and earth. Four elements forming a functioning whole, mutually complementing each other, but also fighting with each other. Visually worked into lighting objects that will appeal to you. Supported by glass and light, their strength and power will grow yet stronger. Artistic means of expression of both the whole and details were subordinated to the philosophy of the entire series. The uniqueness of the individual lies in the strength of fellowship.

### GEO

Earth is the basic platform for all the processes, relations and things surrounding us. For all the living as well as for the inanimate. The spark and glitter of minerals gleaming in the darkness. Unimaginable strength hidden in energy. The source of all the wealth. A tangible certainty we rely on. It is in opposition to immaterial air.

### FUOCO

Fire creates light and heat necessary for life. It transforms things using its energy. It is the symbol of birth and death, it is the creator and protector. It has untamed strength and explosiveness, it blazes, glares, burns and glitters. The flame is absolutely dynamic. Fire is in opposition to water.

### AQUA

Water gives life to all creatures on Earth. It gives life, but also takes life. It is calm and tender as well as stormy and wild. A drop of water is perfect. Water is accessible and beautiful, it glitters, gleams and its limpidity is innocence. Water is in opposition to fire.

### AERE

Air is the immaterial part of life. An invisible companion having an unbelievable strength enabling it to move anything. Air is a refreshing breeze as well as a ferocious storm. It is an all-embracing, yet impalpable element. It is abstract. It is in opposition to material earth.

Geo



48

	Art. Number	Metal Finish	Color of Glass	Trimming	Dimensions (cm)	Dimensions (in)	Wattage
48	PD 5013/00/016	Brass + Brass Mat.	Amber + Cry	No trim	∅ 46 ↑60	∅ 18 ↑24	8x 10 W + 8x 20 W





49



	Art. Number	Metal Finish	Color of Glass	Trimmings	Dimensions (cm)	Dimensions (in)	Wattage
49	PD 5250/00/012	Polished Brass	Carmin	No trim	∅ 54 ↑ 66	∅ 21 ↑ 26	8x 20 W+4x 10 W

# Aqua



50



	Art. Number	Metal Finish	Color of Glass	Trimmings	Dimensions (cm)	Dimensions (in)	Wattage
50	PD 5014/00/012	Nickel + Nickel Sat.	DG Cyan	Traditional	∅ 49 ↑61	∅ 19 ↑24	6x 10 W+6x 20 W

Aere



51



	Art. Number	Metal Finish	Color of Glass	Trimmings	Dimensions (cm)	Dimensions (in)	Wattage
51	PD 5015/00/012	Nickel Plated	Cry + Cry Frost	No trim	∅ 78 ↑54	∅ 31 ↑21	12x 20 W

Family Name	Art. Number	Metal Finish	Color of Glass	Trimmings	Previous Number	Dimensions (cm)	Dimensions (in)	Wattage	Weight (kg)	Cube (m³)	Page
14	AD 5010/00/008	Nickel Plated	Cry + DG Ghostwhite	No trim	19 5010 008 04 80 00 00	∅ 33 ↑ 53	∅ 13 ↑ 21	8x20 W	5	0,083	17
15	AD 5010/00/008	Nickel Plated	Spring Gre +DG Orange	No trim	19 5010 008 04 81 00 00	∅ 33 ↑ 53	∅ 13 ↑ 21	8x20 W	5	0,083	18
13	AD 5010/01/008	Nickel Plated	Cry + DG Ghostwhite	No trim	19 5010 008 04 80 01 00	∅ 46 ↑ 53	∅ 18 ↑ 21	8x20 W	8	0,083	17
16	AD 5010/01/008	Nickel Plated	Spring Gre +DG Orange	No trim	19 5010 008 04 81 01 00	∅ 46 ↑ 53	∅ 18 ↑ 21	8x20 W	8	0,083	18
12	AD 5010/02/008	Nickel Plated	Cry + DG Ghostwhite	No trim	19 5010 008 04 80 02 00	∅ 70 ↑ 53	∅ 28 ↑ 21	8x20 W	11	0,138	16
17	AD 5010/02/008	Nickel Plated	Spring Gre +DG Orange	No trim	19 5010 008 04 81 02 00	∅ 70 ↑ 53	∅ 28 ↑ 21	8x20 W	11	0,138	19
48	PD 5013/00/016	Brass + Brass Mat.	Amber + Cry	No trim	69 5013 016 90 50 00 00	∅ 46 ↑ 60	∅ 18 ↑ 24	8x10 W+8x20 W	9	0,201	38
50	PD 5014/00/012	Nickel + Nickel Sat.	DG Cyan	Traditional	69 5014 012 90 99 00 28	∅ 49 ↑ 61	∅ 19 ↑ 24	6x10 W+6x20 W	10	0,201	40
51	PD 5015/00/012	Nickel Plated	Cry + Cry Frost	No trim	69 5015 012 04 80 00 00	∅ 78 ↑ 54	∅ 31 ↑ 21	12x20 W	15	0,201	41
11	WD 5018/00/002	Chromium	Cry + DG Colors	No trim	29 5018 002 06 80 00 00	↔ 32 ↑ 39	↔ 13 ↑ 15	2x20 W	1,8	0,044	15
10	AD 5018/00/006	Chromium	Cry + DG Colors	No trim	19 5018 006 06 80 00 00	∅ 75 ↑ 65	∅ 30 ↑ 26	6x20 W	7,5	0,19	15
49	PD 5250/00/012	Polished Brass	Carmine	No trim	69 5250 012 07 80 00 00	∅ 54 ↑ 66	∅ 21 ↑ 26	8x20 W+4x10 W	11	0,182	39
37	PD 5252/00/001	Chromium	Cry Frost + Cry + DG Colors	No trim	67 5252 001 06 80 00 00	∅ 27 ↑ 50	∅ 11 ↑ 20	1x40 W	4	0,097	30
38	WD 5252/00/001	Chromium	Cry Frost + Cry + DG Colors	No trim	27 5252 001 06 80 00 00	↔ 22 ↑ 42	↔ 9 ↑ 17	1x40 W	1,2	0,033	30
39	PD 5253/00/001	Chromium	Cry Frost + Cry + DG Colors	No trim	67 5253 001 06 80 00 00	∅ 27 ↑ 56	∅ 11 ↑ 22	1x40 W	5	0,097	31
40	WD 5253/00/001	Chromium	Cry Frost + Cry + DG Colors	No trim	27 5253 001 06 80 00 00	↔ 22 ↑ 42	↔ 9 ↑ 17	1x40 W	1,2	0,023	31
20	WS 5265/01/002	Chromium	Crystal	Traditional	21 5265 002 06 01 01 28	↔ 38 ↑ 43	↔ 15 ↑ 17	2x40 W	2,8	0,071	21
22	WS 5265/01/002	Chromium	Cry + Sky Blue	Traditional	21 5265 002 06 80 01 28	↔ 38 ↑ 43	↔ 15 ↑ 17	2x40 W	2,8	0,071	22
19	AD 5265/01/006	Chromium	Crystal	Traditional	11 5265 006 06 01 01 28	∅ 71 ↑ 66	∅ 28 ↑ 26	6x40 W	9	0,242	21
21	AD 5265/01/006	Chromium	Cry + Sky Blue	Traditional	11 5265 006 06 80 01 28	∅ 71 ↑ 66	∅ 28 ↑ 26	6x40 W	9	0,242	22
24	WD 5267/01/002	Chromium	Cry + Crm	No trim	21 5267 002 06 80 01 00	↔ 36 ↑ 37	↔ 14 ↑ 15	2x40 W	1,5	0,053	23
23	AD 5267/01/006	Chromium	Cry + Crm	No trim	11 5267 006 06 80 01 00	∅ 70 ↑ 75	∅ 28 ↑ 30	6x40 W	10	0,343	23
34	TD 5270/00/001	Chromium	Opal Frost+Cry+Colors	No trim	31 5270 001 06 80 00 00	∅ 18 ↑ 49	∅ 7 ↑ 19	1x60 W	2	0,048	29
36	TD 5270/01/001	Chromium	Opal Frost+Amber+Cry	No trim	31 5270 001 06 80 01 00	∅ 18 ↑ 49	∅ 7 ↑ 19	1x60 W	2	0,048	29
35	TD 5270/02/001	Chromium	Opal Frost+Blue Cob+Cry	No trim	31 5270 001 06 80 02 00	∅ 18 ↑ 49	∅ 7 ↑ 19	1x60 W	2	0,048	29
33	TD 5270/03/001	Chromium	Opal Frost+Crm+Cry	No trim	31 5270 001 06 80 03 00	∅ 18 ↑ 49	∅ 7 ↑ 19	1x60 W	2	0,048	29
31	TD 5270/10/001	Chromium	Cry + Colors	No trim	31 5270 001 06 80 10 00	∅ 18 ↑ 49	∅ 7 ↑ 19	1x60 W	1,5	0,048	28
29	TD 5270/11/001	Chromium	Cry + Amber	No trim	31 5270 001 06 80 11 00	∅ 18 ↑ 49	∅ 7 ↑ 19	1x60 W	1,5	0,048	28
32	TD 5270/12/001	Chromium	Blue Cob + Cry	No trim	31 5270 001 06 80 12 00	∅ 18 ↑ 49	∅ 7 ↑ 19	1x60 W	1,5	0,048	28
30	TD 5270/13/001	Chromium	Crm + Cry	No trim	31 5270 001 06 80 03 00	∅ 18 ↑ 49	∅ 7 ↑ 19	1x60 W	1,5	0,048	28
6	PD 5303/00/009	Chromium	Cry + DG Seagreen,Ylw	No trim	69 5303 009 06 80 00 00	∅ 65 ↑ 40+L	∅ 26 ↑ 16+L	9x20 W	8	0,288	11

Family Name	Art. Number	Metal Finish	Color of Glass	Trimmings	Previous Number	Dimensions (cm)	Dimensions (in)	Wattage	Weight (kg)	Cube (m <sup>3</sup> )	Page
5	PD 5303/00/012	Chromium	Cry + DG Seagreen, Ylw	No trim	69 5303 012 06 80 00 00	∅ 85 ↑ 43+L	∅ 33 ↑ 17+L	12x 20 W	14	0,288	10
9	PD 5304/00/004	Chromium	Cry + DG Colors	No trim	69 5304 004 06 80 00 00	∅ 42 ↑ 40+L	∅ 17 ↑ 16+L	4x 20 W	4	0,075	14
8	PD 5304/00/006	Chromium	Cry + DG Colors	No trim	69 5304 006 06 80 00 00	∅ 73 ↑ 40+L	∅ 29 ↑ 16+L	6x 20 W	7	0,149	13
7	PD 5304/00/008	Chromium	Cry + DG Colors	No trim	69 5304 008 06 80 00 00	∅ 93 ↑ 40+L	∅ 37 ↑ 16+L	8x 20 W	10	0,185	12
1	PD 5305/00/008	Chromium	Cry + Amber + Li Gre	No trim	69 5305 008 06 80 00 00	∅ 60 ↑ 45+L	∅ 24 ↑ 18+L	8x 20 W	9,5	0,417	6
2	PD 5305/00/012	Chromium	Cry + Amber + Li Gre	No trim	69 5305 012 06 80 00 00	∅ 85 ↑ 65+L	∅ 33 ↑ 26+L	12x 20 W	15	0,538	7
27	PD 5306/00/004	Chromium	Blue Cobalt	No trim	69 5306 004 06 54 00 00	∅ 50 ↑ 70	∅ 20 ↑ 28	4x 40 W	5	0,097	26
28	AD 5306/00/009	Chromium	Blue Cobalt	No trim	19 5306 009 06 54 00 00	∅ 100 ↑ 70	∅ 39 ↑ 28	8x 40 W+1x 20 W	11	0,19	27
26	WD 5363/00/002	Chromium	Cry + Blue Cob	No trim	21 5363 002 06 80 00 00	↔ 40 ↑ 35	↔ 16 ↑ 14	2x 40 W	1,5	0,062	24
25	AD 5363/00/006	Chromium	Cry + Blue Cob	No trim	11 5363 006 06 80 00 00	∅ 76 ↑ 62	∅ 30 ↑ 24	6x 40 W	9	0,19	24
18	AD 5368/00/007	Chromium	Cry +Crm + DG Crimson	No trim	11 5368 007 06 80 00 00	∅ 90 ↑ 48	∅ 35 ↑ 19	6x 40 W+1x 25 W	10	0,109	20
3	PD 5393/01/006	Chromium	Crystal	No trim	69 5393 006 06 01 00 00	∅ 85 ↑ 55+L	∅ 33 ↑ 22+L	6x 20 W	6	0,062	8
4	PD 5393/02/008	Chromium	Crystal	No trim	69 5393 008 06 01 02 00	∅ 110 ↑ 65+L	∅ 43 ↑ 26+L	8x 20 W	12	0,183	9
42	WD 5405/00/002	Chromium	Cry + DG Colors	No trim	27 5405 002 06 80 00 00	↔ 34 ↑ 43	↔ 13 ↑ 17	2x 20 W	3	0,054	33
43	TD 5405/00/003	Chromium	Cry + DG Colors	No trim	37 5405 003 06 80 00 00	∅ 34 ↑ 58	∅ 13 ↑ 23	3x 20 W	5	0,084	33
41	PD 5405/00/006	Chromium	Cry + DG Colors	No trim	67 5405 006 06 80 00 00	∅ 43 ↑ 75	∅ 17 ↑ 30	6x 20 W	11	0,138	32
45	PD 5409/00/001	BAL Chromium	No Glass Parts	Traditional	67 5409 001 99 00 00 28	∅ 18 ↑ 31+L	∅ 7 ↑ 12+L	1x 40 W	2,2	0,046	35
46	TD 5409/00/001	BAL Chromium	No Glass Parts	Traditional	37 5409 001 99 00 00 28	∅ 15 ↑ 47	∅ 6 ↑ 19	1x 40 W	2,2	0,038	35
47	WD 5409/00/001	BAL Chromium	No Glass Parts	Traditional	27 5409 001 99 00 00 28	↔ 15 ↑ 37	↔ 6 ↑ 15	1x 40 W	2	0,044	35
44	PD 5409/01/001	BAL Chromium	No Glass Parts	Traditional	67 5409 001 99 00 01 28	∅ 18 ↑ 31+L	∅ 7 ↑ 12+L	1x 40 W	2,2	0,046	34

### THE EXAMPLE OF NUMBERING

**PD 5305 / 00 / 008**

1 2 3 4 5

#### 1 Sort

- A - Arm Type Chandeliers
- W - Wall Brackets
- T - Table Lamps
- C - Ceiling Chandeliers
- B - Basket Type Chandeliers
- P - Pendant Type Chandeliers
- F - Floor Lamps

#### 2 Category

- S - Crystal Symphony
- C - Bohemian Classic
- E - Enamel Romance
- M - Maria Theresa
- L - Light Elegance
- R - Royal Heritage
- B - Brilliant
- D - Contemporary Lighting

#### 3 Type number

#### 4 Variant

#### 5 Number of sources of light

BAL Balakom  
 Blue Cob Blue Cobalt  
 Crm Carmine  
 Cry Crystal  
 Cry Frost Crystal Frosted  
 DG Diegel  
 Li Gre Lime Green  
 Opal Frost Opal Frosted  
 Spring Gre Spring Green  
 Ylw Yellow  
 L Adjustable height of chandeliers

Manufacturer reserves the right to effect minor design changes to its products.



#### **PRECIOSA CUSTOMER CENTRE**

Opletalova 3197  
466 67 Jablonec nad Nisou  
Czech Republic  
Tel.: +420 488 115 555  
Fax: +420 488 115 665  
E-mail: info@preciosa.com

#### **PRECIOSA WORLDWIDE :**

PRECIOSA INT'L (HK) LTD.  
Unit 1206 Chevalier Commercial Centre,  
8 Wang Hoi Road, Kowloon Bay  
Hong Kong  
Tel.: +852 2753 9595  
Fax: +852 2753 9997  
E-mail: info@hk.preciosa.com

PRECIOSA (SG) PTE. LTD.  
51 Goldhill Plaza #08-08/09  
Singapore 308900  
Tel.: +65 6254 4465  
Fax: +65 6254 4495  
E-mail: sales@sg.preciosa.com

PRECIOSA INTERNATIONAL, INC.  
2316 Wehrle Drive  
Williamsville, NY 14221  
U.S.A.  
Tel.: + 1 ( 716) 626 9759  
Fax: + 1 ( 716) 626 9758  
E-mail: sglaser@speakeasy.net

PRECIOSA GULF, FZE  
Jebel Ali Free Zone, P.O.Box 16894 Dubai  
U.A.E.  
Tel.: + 971 48 838 473  
Fax: + 971 48 837 913  
E-mail: sales@gulf.preciosa.com

PRECIOSA INTERNATIONAL, s.r.o.  
Kalvínske námestie 2, 934 01 Levice  
Slovak Republic  
Tel.: + 421 36 622 41 24  
Fax: + 421 36 622 41 24  
E-mail: sales@sk.preciosa.com

PRECIOSA CENTR, A. O.  
Office 150, Entr. 7  
4th Tverskaya - Yamskaya Str., 33/39  
125047 Moscow  
Russia  
Tel./Fax: +7 095 961 31 07  
+7 095 961 31 08  
E-mail: svet@preciosa.ru

[www.preciosa.com](http://www.preciosa.com)

© PRECIOSA - LUSTRY, a.s., March 2005

Photos: Filip Šlapal, Jan J. Dvořák  
Design: Studio GD, s.r.o.



